



JAPURA T0401

(JAPURA NATURAL EDGE PM2 +EXT)

DISTRIBUTION

Retail X'clusive Colletion

DESIGN

Vincent Dejonghe

LABEL

Mobitec Label

TYPE

TABLETOP

The top is made of 30mm thick solid wood, available in oak (E) or rustical oak (W), with bevelled edge.

Rustical oak is optionally available with open or closed knotholes.

EXTENSION(S)

100cm extension

FEET

The frame is always black. Table legs are available in all colours (not A24) of our general metal collection.

SECURITY

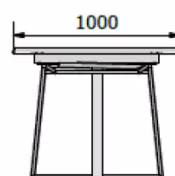
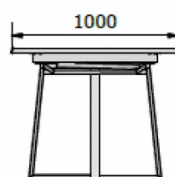
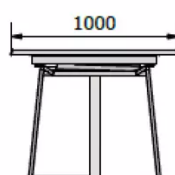
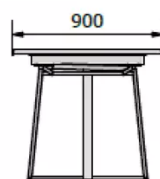
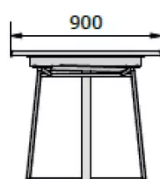
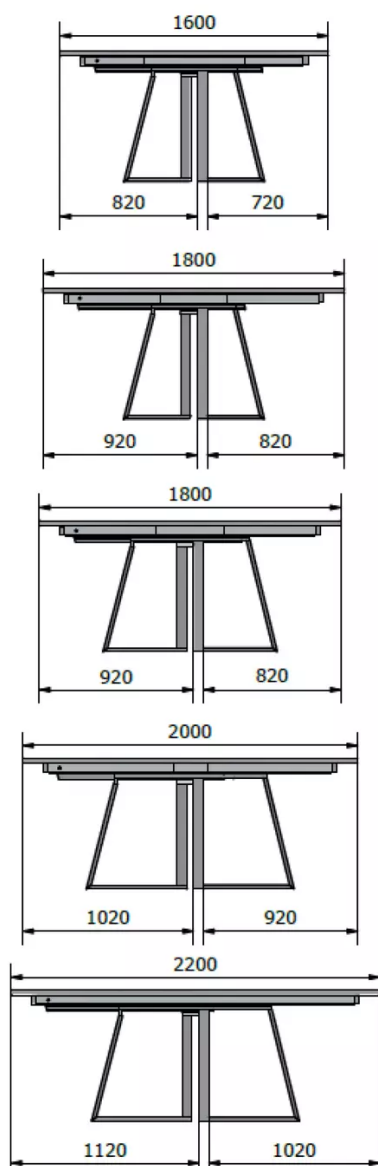
Tables with an extension system require the presence of two people during assembly. When using the extension system, follow the instructions to avoid any accidents.

DIMENSIONS (CM)

90x160/260 - 90x180/280 - 100x180/280 - 100x200/300 - 100x220/320

JAPURA T0401

WHICH SIZE?



WEIGHT & PACKAGING

Dimensions: 90X160 + 1 extension of 100 cm

Number of boxes: 3

Grossweight: 105 kg

Packing volume: 0,72 m³

Dimensions: 90X180 + 1 extension of 100 cm

Number of boxes: 3

Grossweight: 109 kg

Packing volume: 0,86 m³

Dimensions: 100X180 + 1 extension of 100 cm

Number of boxes: 3

Grossweight: 113 kg

Packing volume: 0,92 m³

Dimensions: 100X200 + 1 extension of 100 cm

Number of boxes: 3

Grossweight: 115 kg

Packing volume: 1,06 m³

Dimensions: 100X220 + 1 extension of 100 cm

Number of boxes: 3

Grossweight: 119 kg

Packing volume: 1,21 m³